


**Limited Review Report on the Unaudited Standalone Financial Results
for the quarter / half year ended on September 30, 2015**

To the Board of Directors
Hathway Cable and Datacom Limited

1. We have reviewed the accompanying statement of unaudited standalone financial results of **Hathway Cable and Datacom Limited** ('the Company') for the quarter / half year ended on September 30, 2015 except for the disclosures regarding 'Public Shareholding' and 'Promoter and Promoter Group Shareholding' which have been traced from disclosures made by the management to stock exchanges and have not been reviewed by us. This Statement is the responsibility of the Company's Management and has been approved by the Board of Directors. Our responsibility is to issue a report on these financial statements based on our review.
2. We conducted our review in accordance with the Standard on Review Engagements (SRE) 2410, 'Review of Interim Financial Information Performed by the Independent Auditor of the Entity' issued by the Institute of Chartered Accountants of India. This standard requires that we plan and perform the review to obtain moderate assurance as to whether the financial statements are free of material misstatement. A review is limited primarily to inquiries of Company personnel and analytical procedures applied to financial data and thus provide less assurance than an audit. We have not performed an audit and accordingly, we do not express an audit opinion.
3. Based on our review conducted as above, nothing has come to our notice that causes us to believe that the accompanying statement of unaudited standalone financial results prepared in accordance with the Accounting Standards notified under Section 133 of the Companies Act, 2013, read with Rule 7 of the Companies (Accounts) Rules, 2014 and other recognised accounting practices and policies has not disclosed the information required to be disclosed in terms of Clause 41 of the Listing Agreement including the manner in which it is to be disclosed, or that it contains any material misstatement.



CERTIFIED TRUE COPY



4. Emphasis of Matter

Without qualifying our observations, we invite attention

-to note no.7 to the unaudited standalone financial results in respect of basis of recognition of income from operations under regulation relating to Digital Addressable System. The management has represented that they are confident of realising the income recognised and hence, no adjustment has been made to such estimated income.

For G. M. KAPADIA & CO.
Chartered Accountants
Firm Registration No. 104767W



Viren Thakkar

Viren Thakkar
Partner

Membership No: 049417

Place: Mumbai

Date : November 06, 2015



PART I

(Rs. In Lacs)

UNAUDITED STANDALONE FINANCIAL RESULTS FOR THE QUARTER AND HALF YEAR ENDED SEPTEMBER 30, 2015						
Particulars	Quarter ended			Year to Date		Year Ended
	Three months ended	Preceding Three months ended	Corresponding Three months ended in the previous year ended	Figure for the current period ended	Figure for the previous period ended	Previous Year ended
	September 30, 2015	June 30, 2015	September 30, 2014	September 30, 2015	September 30, 2014	March 31, 2015
	Unaudited	Unaudited	Unaudited	Unaudited	Unaudited	Audited
1. Income from Operations:						
(a) Net Sales/Income from Operations	27,253.31	26,317.45	26,276.43	53,570.76	51,233.62	101,944.08
(b) Other Operating Income	149.53	123.86	76.63	273.68	139.38	348.97
Total	27,402.84	26,441.30	26,353.06	53,844.44	51,373.00	102,293.05
2. Expenses						
a. Purchase of stock-in-trade	5.18	0.31	2.96	11.47	18.02	19.02
b. Employee Benefits Expense	1,783.32	1,721.38	1,803.10	3,504.70	3,058.13	6,166.44
c. Pay Channel Cost	9,827.04	9,351.57	9,880.61	19,158.61	18,281.02	36,396.76
d. Depreciation and Amortisation Expense	5,152.40	5,918.18	5,078.08	12,071.58	8,853.54	22,897.23
e. Other Expenses	12,372.13	12,108.91	11,062.08	24,481.03	21,648.23	43,772.24
Total Expenses	39,140.05	29,087.33	27,426.83	59,227.37	52,358.94	111,042.68
3. Profit(Loss) from Operations before Other Income, Finance cost & Exceptional Items (1-2)	(2,738.91)	(2,646.03)	(1,073.53)	(5,382.93)	(1,125.94)	(8,791.85)
4. Other Income						
a. Other Income	288.06	390.99	224.38	650.95	429.12	1,398.23
b. Foreign Exchange Gain / (Loss)	23.11	12.55	(50.43)	35.86	107.43	50.70
5. Profit (Loss) from ordinary activities before finance cost & Exceptional Items (3+4)	(2,433.64)	(2,242.49)	(901.89)	(4,696.32)	(927.39)	(7,392.72)
6. Finance cost	2,353.39	2,173.85	3,039.20	4,527.24	6,956.75	10,575.62
7. Profit(Loss) from ordinary activities after finance cost but before Exceptional Items (5-6)	(4,807.23)	(4,416.34)	(3,940.80)	(9,223.56)	(8,884.14)	(17,878.34)
8. Exceptional Items						
a. Exceptional Items (refer note no. 10)						
b. Prior Period Adjustments	86.58	(25.11)	(14.75)	81.46	(2,886.00)	(383.83)
9. Profit (+) / Loss (-) from Ordinary Activities before tax (7-8)	(4,893.79)	(4,391.23)	(3,926.05)	(9,285.01)	(4,918.50)	(17,522.91)
10. Tax expense	(4,893.79)	(4,391.23)	(3,926.05)	(9,285.01)	(4,918.50)	(17,522.91)
11. Net Profit (+) / Loss (-) Ordinary Activities after tax (9-10)	(4,893.79)	(4,391.23)	(3,926.05)	(9,285.01)	(4,918.50)	(17,522.91)
12. Extraordinary Item (net of Tax expense Rs. Nil)						
13. Net Profit (+) / Loss (-) for the Period (11-12)	(4,893.79)	(4,391.23)	(3,926.05)	(9,285.01)	(4,918.50)	(17,522.91)
14. Paid-Up Equity share capital (Face Value Rs. 2/-)	16,609.89	16,609.89	16,138.89	16,609.89	16,138.89	16,609.89
15. Reserve excluding Revaluation Reserve as per balance sheet of previous accounting year						101,812.78
16. Earnings Per Share (EPS)*						
a. Basic EPS (before extraordinary items) of Rs. 2/- each (not annualised)	(0.59)	(0.53)	(0.61)	(1.12)	(0.52)	(2.20)
b. Diluted EPS (before extraordinary items) of Rs. 2/- (not annualised)	(0.59)	(0.53)	(0.61)	(1.12)	(0.52)	(2.20)
c. Basic EPS (after extraordinary items) of Rs. 2/- (not annualised)	(0.59)	(0.53)	(0.61)	(1.12)	(0.52)	(2.20)
d. Diluted EPS (after extraordinary items) of Rs. 2/- (not annualised)	(0.59)	(0.53)	(0.61)	(1.12)	(0.52)	(2.20)



PART II

SELECT INFORMATION FOR THE QUARTER AND HALF YEAR ENDED SEPTEMBER 30, 2015

A. PARTICULARS OF SHAREHOLDING						
1. Public shareholding						
- Number of shares *	489,433,485	489,433,485	445,933,485	489,433,485	445,933,485	489,433,485
- Percentage of shareholding	56.52	56.52	55.26	56.52	56.26	56.52
2. Promoters and promoter group						
Shareholding						
a) Pledged / Encumbered						
- Number of shares						
- Percentage of shares (as a % of the total shareholding of Promoter And Promoter group)						
- Percentage of shares (as a % of the total share capital of the Company)						
b) Non-encumbered						
- Number of shares *	361,061,015	361,061,015	361,061,015	361,061,015	361,061,015	361,061,015
- Percentage of shares (as a % of the total shareholding of Promoter And Promoter group)	100	100	100	100	100	100
- Percentage of shares (as a % of the total share capital of the Company)	43.48	43.48	44.74	43.48	44.74	43.48

* Refer Note No. 6

Particulars	3 months ended (September 30, 2015)
B. INVESTORS COMPLAINTS	
Pending at the beginning of the quarter	Nil
Received during the quarter	4
Disposed of during the quarter	4
Remains unresolved at the end of the quarter	Nil



Disclosure of assets and liabilities as per Clause 41 (l) (ea) of the listing agreement as on September 30, 2015

(Rs.in Lacs)

STANDALONE STATEMENT OF ASSETS AND LIABILITIES		
Particulars	Standalone	
	As at Current Year ended	As at Previous Year ended
	September 30, 2015	March 31, 2015
	Unaudited	Audited
A. EQUITY AND LIABILITIES		
1. Shareholders' Funds		
a. Share Capital	16,609.89	16,609.89
b. Reserves and Surplus	92,327.74	101,612.76
Sub Total - Shareholders' funds	108,937.63	118,222.65
2. Share application money pending allotment		
3. Non-current liabilities		
a. Long-term borrowings	76,034.32	67,454.77
b. Other long-term liabilities	3,151.75	2,023.78
Sub Total - Non-current liabilities	79,186.07	69,478.55
4. Current liabilities		
a. Short-term borrowings	13,130.40	9,917.12
b. Trade payables	16,239.95	12,078.37
c. Other current liabilities	51,903.86	47,979.47
d. Short-term Provisions	545.84	496.03
Sub Total - Current liabilities	81,820.05	70,470.99
TOTAL - EQUITY AND LIABILITIES	269,943.75	258,172.19
B. ASSETS		
1. Non-current assets		
a. Fixed assets	146,910.56	142,907.56
b. Non-current investments	42,174.49	38,156.63
c. Trade receivables	108.43	108.43
d. Long-term loan and advances	17,448.24	15,576.98
3. Other non-current assets	2,864.16	6,062.96
Sub Total - Non-current assets	209,505.88	202,812.56
2. Current assets		
a. Current investments	2,909.29	8,910.91
b. Inventories	1,205.50	601.88
c. Trade receivables	39,129.91	30,220.31
d. Cash and bank balances	790.37	2,040.66
e. Short-term loan and advances	16,188.07	13,213.75
f. Other current assets	214.73	372.12
Sub Total - Current assets	60,437.87	55,359.63
TOTAL - ASSETS	269,943.75	258,172.19




Notes to Standalone Accounts

- 1 The above results were reviewed by the Audit Committee and approved by the Board of Directors in their meetings held on November 06, 2015.
- 2 The Company is a Multi System Operator providing Cable Television Network Services (under MSO licence issued by Ministry of Information and Broadcasting) and Internet Services (Under Unified Service License issued by department of Telecommunication) and allied services which is considered as the only reportable segment. The Company's operations are based in India.
- 3 The figures for the corresponding periods have been regrouped, whenever necessary, to make them comparable.
- 4 The enactment of the Companies Act, 2013 requires that the Company should reassess useful life of its fixed assets and provide depreciation based on such re-assessment with effect from April 1, 2014. During the previous year ended March 31, 2015, the Company had decided to provide depreciation on all fixed assets, except Set top boxes on straight line basis (SLM) as against written down value basis (WDV) based on useful life specified in Schedule II to the said Act. There is no change in the method of depreciation for Set top boxes. This change had resulted in net surplus of Rs. 6401.62 lacs during previous financial year and was disclosed as Exceptional Items.
- 5 The Company had allotted on a preferential basis,
 - a. 64,00,000 equity shares of Rs. 10/- each on September 09, 2014 for a cash price of Rs.320 aggregating to Rs. 20,800 lacs and
 - b. 47,00,000 equity shares of Rs. 10/- each on October 14, 2014 for a cash price of Rs.320 aggregating to Rs. 15,040 lacs.
 The utilisation of these proceeds is in line with the objects stated in the respective offer letters. The unutilised amount as on September 30, 2015 is Rs. 4,409 lacs of which Rs. 2,909 lacs is temporarily invested in units of Mutual Funds and Rs. 1,500 lacs is parked in cash credit account on temporary basis.
- 6 Pursuant to the sub-division of the Equity shares of the Company, each Equity share of the face value of Rs. 10/- was sub-divided into 5 Equity shares of the face value of Rs.2/- each fully paid up w.e.f. January 07, 2016 and it ranks pari-passu in all respect with existing fully paid up Equity Shares of Rs. 10/- each. In view of the same, for the purpose of ease of comparison, EPS for earlier periods have also been recomputed considering face value of Rs. 2/- per share.
- 7 Pursuant to introduction of Digital Addressable System (DAS), in terms of TRAI Regulations the Company is required to enter into inter connect agreements with local cable operators in rolled cities. However, due to market conditions, the Company is still to fully implement the regulations. Pending execution of documentations, income recognized is based on various underlying factors including rate charged by other MSOs, ongoing negotiations with cable operators etc. The management has reviewed the outstanding receivables and is confident that it is stated at realizable amount and no adjustment is required.
- 8 The Company has its presence in various cities, which form part of phase III of DAS rollout in terms of TRAI regulations, including Hyderabad where DAS rollout is sub-judice. Preparatory to DAS rollout dates in each of these markets, the Company had established required infrastructure. The monetization of these investments is subject to successful DAS rolled out.
- 9 The Board of directors at their meeting held on 15th October 2015, has accorded in principle approval to the demerger of Internet services to a wholly owned subsidiary with Appointed Date of 1st April, 2015. The draft scheme of demerger is 301-304 of the Companies Act, 1968, which was approved on 06th November 2015 is subject to and would be Effective on receipt of requisite approvals, accordingly, effect of the above demerger has not been given in the above results.
- 10 Exceptional Items include:

Exceptional Items	Three months ended	Preceding Three months ended	Corresponding Three months ended in the previous year ended	Year to date figures for the current period ended	Year to date figures for the previous period ended	Year ended
	September 30, 2015	Jan 30, 2015	September 30, 2014	September 30, 2015	September 30, 2014	March 31, 2015
- Provision for Doubtful Advances / Investments / Receivables from Entities Under Control / Significant Influence	-	-	-	-	1,290.32	2,742.46
- Change in method of Depreciation (Refer Note No. 4)	-	-	-	-	(4,185.62)	(8,401.62)
- Marked down in value of certain assets towards abnormal wear and tear	-	-	-	-	-	2,958.74
- Provision for Entertainment Tax for earlier years	-	-	-	-	-	306.60
Total					(2,895.30)	(353.83)

Place : Mumbai
Date : November 06, 2015



For Hathway Cable & Datacom Limited.

Jagdish Chavhan G P Bhal
Managing Director & CEO
DIN No: 00036481

